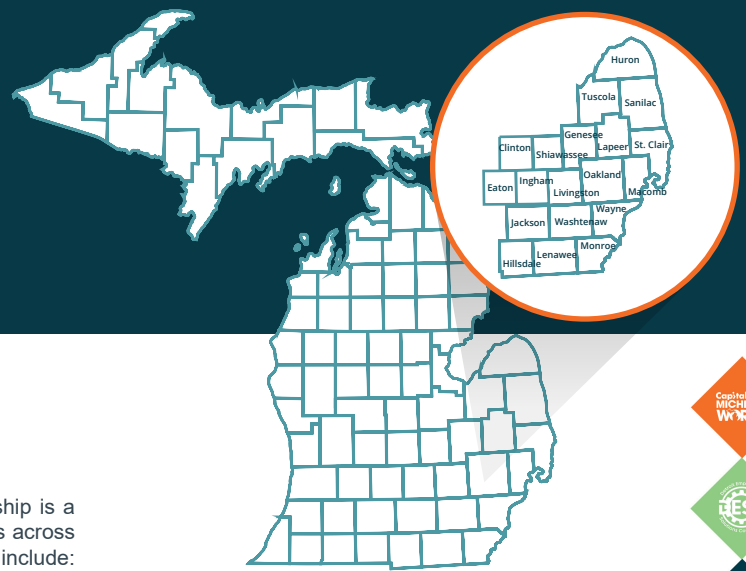


CLINTON COUNTY LABOR SHED



Introduction

The Workforce Intelligence Network for Southeast Michigan (WIN) partnership is a collaboration of Michigan Works! Agencies (MWAs) and community colleges across a 19-county region in Michigan. The counties in the WIN partnership include: Clinton, Eaton, Genesee, Hillsdale, Huron, Jackson, Ingham, Lapeer, Lenawee, Livingston, Macomb, Monroe, Oakland, Saint Clair, Sanilac, Shiawassee, Tuscola, Washtenaw, and Wayne, along with the City of Detroit.

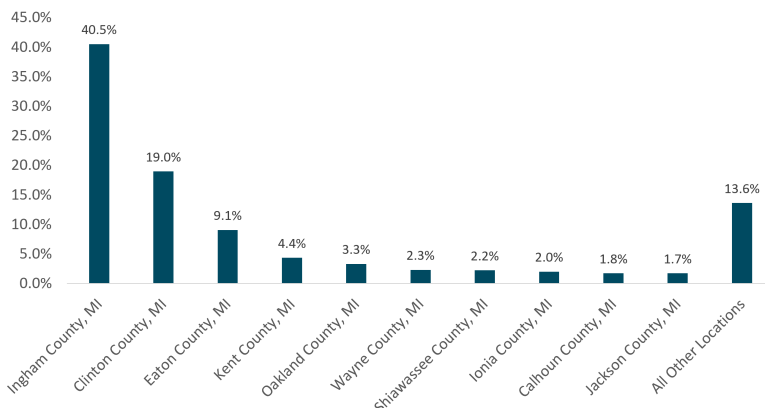
The WIN partnership region's labor shed highlights why, when it comes to talent, we must think regionally: The workforce is mobile. Although 90.4% of the region's workforce live and work¹ in the 19-county area, not all residents work in their home county. It is not uncommon for workers to commute one or two counties over for work. This means that the residents in every county should be ready for the job demands of employers hiring throughout southeast Michigan.

This document provides detailed information on where employees in the area commute to and from each day for work, how far they travel, along with other information about workers and businesses in the area. For more detail on the labor market please see WIN's Quarterly Labor Market Report publications.

Where Residents Work

In 2019, Clinton County's workforce consisted of 34,319 residents. 6,518 (19.0%) of the residents lived and worked within Clinton County, while the remaining 27,801 residents (81.0%) traveled outside of the county for work. Since 2017, the number of residents that traveled outside of the county for work increased slightly by 657 (2.4%) individuals, from 27,144 to 27,801 individuals.

Clinton County residents have maintained similar mobility patterns over last few years. In 2019, 30.2% of the county's workforce (10,367 individuals) traveled more than 25 miles to their place of employment compared to 29.8% (10,070 individuals) in 2017. Ingham County was the most popular destination outside of Clinton County for residents to find employment in 2019, with 13,907 residents or 40.5% of the county's workforce commuting, an increase of 328 residents since 2017. Eaton County employed 3,057 residents (9.1% of the county's workforce) in 2019.



Source: U.S. Census OnTheMap, 2019
Analysis: Workforce Intelligence Network


1,303
BUSINESS
ESTABLISHMENTS IN 2019


1,956
JOBS POSTED ONLINE
IN 2019


6,518
WORKERS THAT LIVED AND
WORKED IN CLINTON
COUNTY

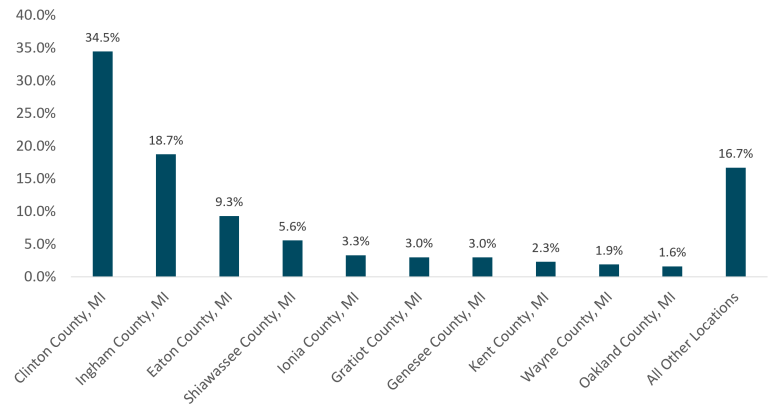

10,367
RESIDENTS TRAVELING MORE
THAN 25 MILES TO WORK



Where Workers Live

In 2019, 18,910 workers were employed in Clinton County. 12,392 (65.5%) of those workers were employed in the county, but lived outside of its borders. Of those that traveled to Clinton County for work, 6,287 (50.7%) of the workers were aged 30 to 54 years. This indicates a desire for experienced workers in Clinton County. While Clinton County employers were able to attract a sizable amount of workers in 2019, 27,801 residents (81.0% of the county's workforce) filled external jobs. Over half (54.9%) of external commuters were filled by workers between the ages of 30 and 54.

The great majority of workers that travel to Clinton reside in either Ingham or Eaton counties. 3,545 (18.7%) of Clinton County workers travel in from Ingham County followed by 1,763 (9.3%) that travel in from Eaton County. 5,498 (29.1%) of the 18,910 workers employed in Clinton County traveled more than 25 miles to their place of employment in 2019.



Source: U.S. Census OnTheMap, 2019
Analysis: Workforce Intelligence Network

COMMUTING PATTERN



¹This fact and labor shed statistics throughout this brief are analyzed from the U.S. Census OnTheMap, Center for Economic Studies (2019).

Data Sources: Lightcast and U.S. Census OnTheMap
Analysis: Workforce Intelligence Network